
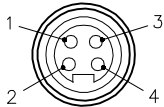
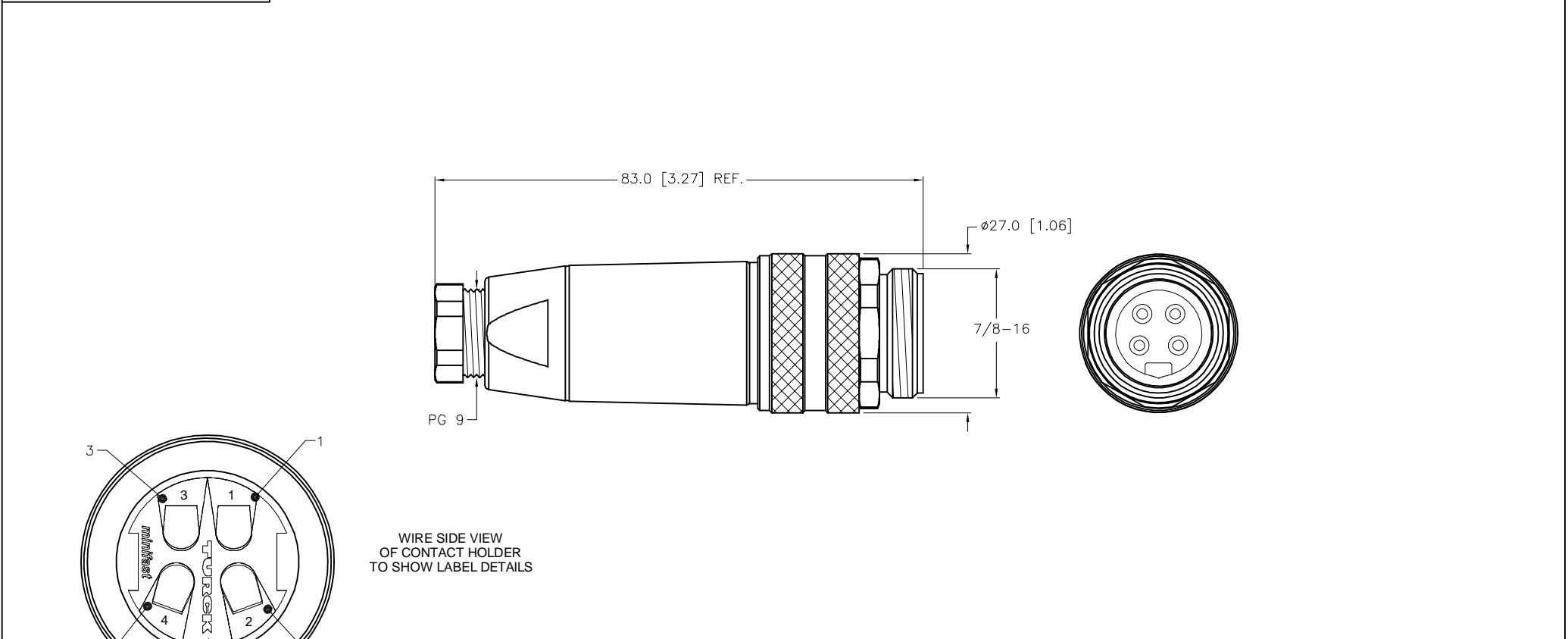


MALE END VIEW



SPECIFICATIONS	
HOUSING MATERIAL/COLOR	PBT or NYLON/BLACK
CONTACT MATERIAL/PLATING	BRASS/GOLD
COUPLING NUT MATERIAL/PLATING	DIECAST ZINC/NICKEL
RATED CURRENT [A]	9.0 A (16 AWG), 15.0 A (14 AWG)
RATED VOLTAGE [V]	600 V
MAXIMUM WIRE SIZE	14 AWG
TERMINATION METHOD	SCREW TERMINAL
CABLE GRIP RANGE	6–8mm
TEMPERATURE RATING	–25°C to +85°C (–13°F to +185°F)
PROTECTION CLASS	IP67



NOTES:

1. PINOUT REPRESENTS NUMBERING FOR DC WIRING.

3

1

4

2

mini fast

TURCK

LABEL ORIENTATION TO KEYWAY

(SCALE 2:1)

SOURCE DRAWING - FOR REFERENCE ONLY

RELATED DOCUMENTS		3RD ANGLE PROJECTION		THIS DOCUMENT IS PROPERTY OF TURCK INC. USE OF THIS DOCUMENT WITHOUT WRITTEN PERMISSION IS PROHIBITED.		3000 CAMPUS DRIVE MINNEAPOLIS, MN 55441 1-800-544-7769 (612) 553-7300 (612) 553-0708 fax www.turck.com	
1.				DRFT	RDS	DATE	10/09/17
2.				APVD	L.S.	SCALE	1=1.0
3.		ALL DIMENSIONS DISPLAYED ON THIS DRAWING ARE FOR REFERENCE ONLY		UNIT OF MEASUREMENT		DESCRIPTION	
4.				MILLIMETER [INCH]		BS 4141-0/9 (DC PINOUT)	
MATERIAL		CONTACT TURCK FOR MORE INFORMATION		IDENTIFICATION NO.		REV	
SEE SPECIFICATIONS				U2-30656		B	
FINISH		DO NOT SCALE THIS DRAWING		FILE: U2-30656		SHEET 1 OF 1	
SEE SPECIFICATIONS							